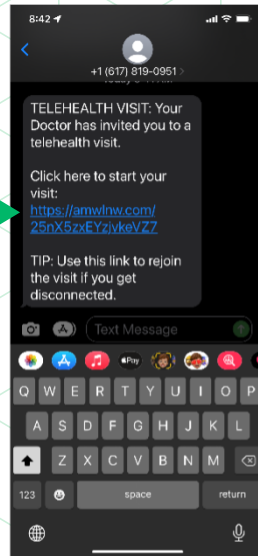


STARTING YOUR TELEHEALTH VISIT

Step 1:

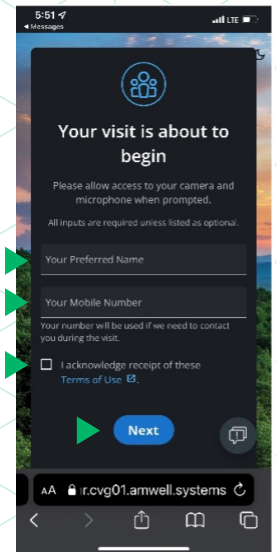
You will receive a text to your smart phone from your physician. **Click on the link provided.**

If you lose your connection, come back here and click the link.



Step 2:

A new screen will pop up. Enter your name and mobile phone number into the spaces indicated. Check the box to acknowledge the terms and conditions. Then click **Next** to continue.

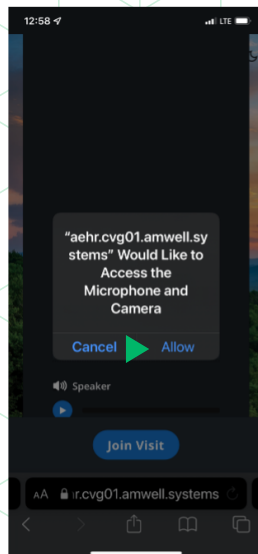


Step 3:

Allow access to your microphone and camera. (Your phone may only ask on the first time you use this service.)

Without allowing access to your microphone and camera, you cannot complete the virtual visit.

*For Android users: Allow chrome to record if it requests.



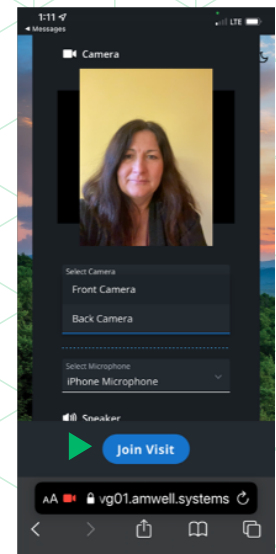
Step 4:

You may test your audio and video.

Center your face in the camera.

For the visit, go to a quiet room with a plain background/wall if possible.

Select **Join Visit** to begin visit.



Marshall Health